




MITRE SAW WITH TABLE SAW SC 250 CW

ADVANTAGES

- Portable mitre saw for wide discs $\varnothing 255$ mm with upper cutting table.
- Applications depending on the blade used: wood, aluminium, laminates, PVC and plastic.
- Versatile tool, it allows precise straight cuts, mitre cuts, bevel cuts as well as straight cuts on the upper table.
- Its different protection systems make it a safe machine, as its blade guards prevent accidental contact with the blade.
- Rotating base with locking at $22.5^\circ / 45^\circ / 90^\circ$.



SCAN ME!!






TO SEE
CHARACTERISTICS
AND OPERATION.

Cod. 1.2943

DATA SHEET

Power	1800	W
Idle speed	4800	min ⁻¹
Disc	$\varnothing 255 \times 30$	mm
Weight	16	kg

Cutting capacity: Width by Height (L x H)

Die 90°	Mitre 45/90°	Bevel 90/45°	Compound 45/45°	Upper Table
				
150x70 mm	110x70 mm	150x40 mm	110x40 mm	0-38 mm

INCLUDED

- Wide TCT disc $\varnothing 255$ mm



DESIGNED FOR PROFESSIONALS
www.stayer.es