



TELESCOPIC MITRE SAW

SCR 216 W





ADVANTAGES

- Telescopic mitre saw with high cutting capacity, up to 340 mm in length and 65 mm in height.
- Powerful 1700W belt transmission motor, which significantly reduces noise and improves the quality of work.
- Solid aluminium base, robust and lightweight machine.
- Precision laser guide for improved cutting quality.
- Adjustable cutting depth for mortising.
- Prepared for the connection of an external vacuum system to keep the working space clean and clear.
- Predisposed for mounting vertical clamps for better clamping of the workpiece.
- Extendable side supports to improve cutting stability on large workpieces.
- Adjustable rotating base, preset to lock at -45° / -30° / -22.5° / -15° / 0° / 15° / 22.5° / 30° / 45°.

DATA SHEET

Power	1700 W
No load speed	4700 rpm
Disc	Ø216x30 mm
Weight	12 Kg

Cutting capacity: Length per Height (L x H)

Die 90°	Mitre 45/90°	Bevel 90/45°	Compound -45/45°
			
340 x 65 mm	240 x 65 mm	340 x 40 mm	240 x 40 mm



INCLUDED

- Widia TCT disc
- 2 Cutting support extenders
- Service spanner.
- Vertical clamp



PROFESSIONAL QUALITY
www.stayer.es